



Glossary

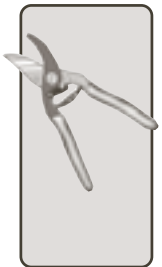


This Farmers' Handbook can also be used by people who have just started to learn how to read and write, to help them increase these skills. That's why there may be some words used in the Handbook which are more difficult to understand. We have evaluated the books with many groups, and below is a list of some of the words they found difficult. Discuss the words and try to write down what they mean. You can add any other words that you and your group don't understand in the space available.

Word

Meaning

Fallow
Monoculture
Habitat
Legume
Tap root
Cambium
Element
Nutrient
Shrub
Terrace
Secateurs
Micro-organism
Bacteria
etc.



Word

Meaning

Pollination
Biomass
Mulch
Pruning
System
Integrated
Nature
Micro-climate
etc.



Word

Meaning

Economic
Diversity
Bio-diversity
Evaluation
Scion
Bud
Rootstock
etc.




Some new plants



Velvet bean



Comfrey



Clover



Sea Buckthorn



Adhatoda vasica



Horse-tail

2. Production

However, for many small farmers, learning to read and write may not be their highest priority. Their main concern is to make ends meet - to produce enough to meet the needs of their family. This means that poorer farmers often drop out of adult literacy classes (and many children drop out of school), because most people believe that literacy isn't the solution to their daily problems.




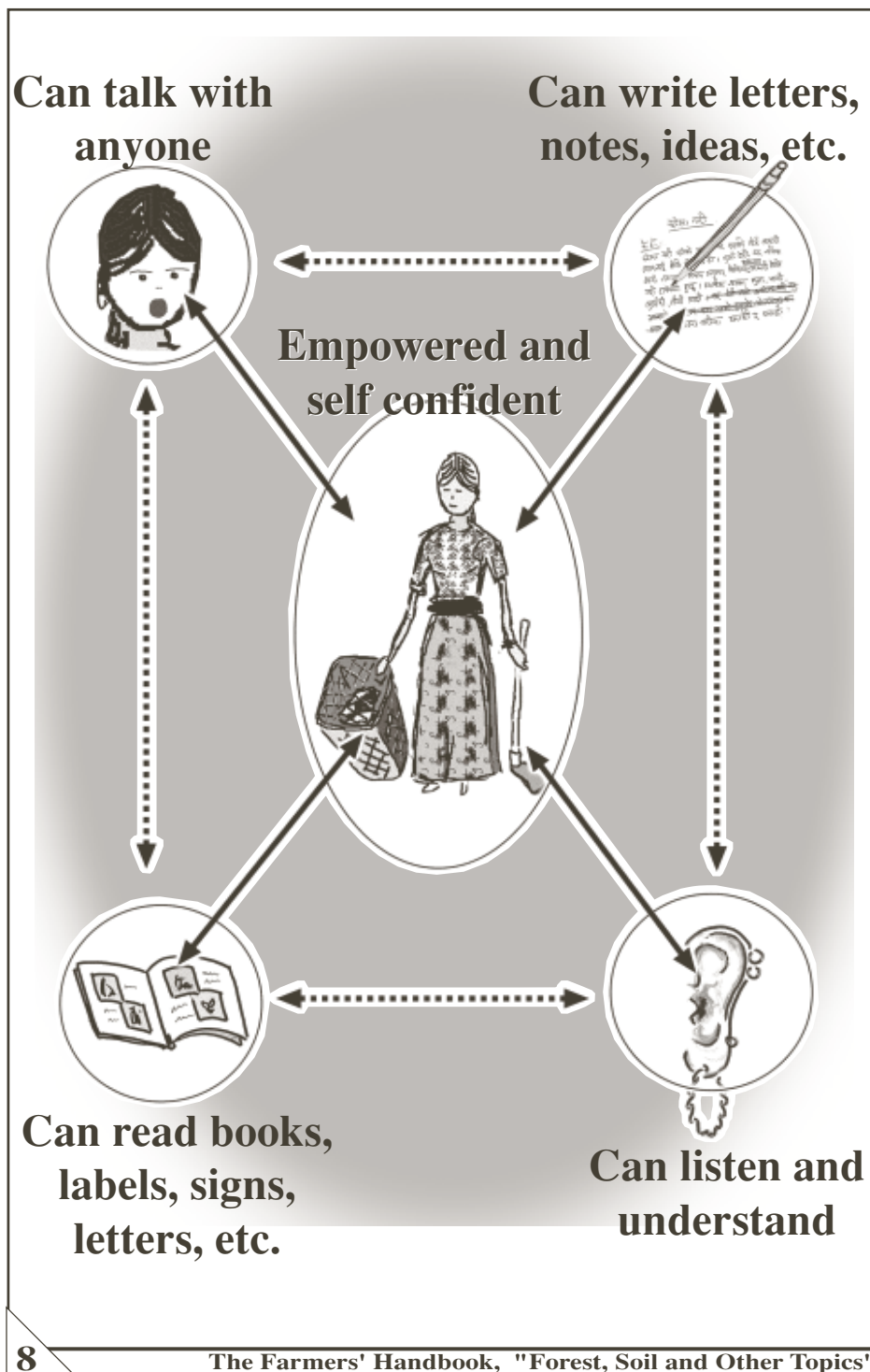
3. Why Practical Literacy ?

In Practical Literacy we combine meeting the basic needs of the family with the benefits of learning to read and write. During a Practical Literacy Programme (PLP) the participants will learn both reading, writing and calculation skills, and learn about farming and household techniques. This means that they can improve their farm production, and their general well-being.

4. How ?

The PLP course starts by participants describing their own situations, past and present, using maps, trend lines, ranking etc. From these descriptions words are chosen by the participants, and their spelling is learnt. Very basic reading and writing skills are learnt at this stage. On one day participants will learn and practice how to establish and manage various techniques such as waste water management, grafting, terrace improvement, etc. That evening, or on the next day, they can read about the method from the Handbook, and write their own words about what they have done. These can gradually be formed into sentences as comments and evaluations of the method, or to make stories, proposals and reports.





Illustrations

The producers of the Farmers' Handbook gratefully acknowledge the work of the following individuals and institutions whose illustrations have been used in the publication.

Though most illustrations for the handbook are made by Grihasthi Communications, some illustrations have also been taken from :

- * Clip Art Book, CERID
- * A Farmer's Primer on Growing Soybean on Riceland, IRRI
- * Management of Forest Nurseries, HMG/UNDP/FAO
- * Religious and Useful Plants of Nepal and India, Majupuria & Joshi
- * A Handbook of Gravity-Flow Water Systems, IT Publications
- * Common Tree Species, HMG/UNDP/FAO
- * Tropical Leaf vegetable in Human Nutrition, Kononklijk Instituut voor Tropen
- * Focus, GAD, Denmark
- * Agroforestry in Dryland Africa, ICRAF
- * Regenerative Agriculture Technologies for the Hill Farmers of Nepal, NERRA & IIRR
- * The Grafters' Handbook, CASSEL
- * Plant Propagation, Royal Horticultural Society, UK
- * Instant Illustrations, UNICEF/Nepal
- * Tropical Field Crops, Evan Brothers Limited
- * The Fruit Expert, ExpertBooks
- * Monocotyledons, Longman
- * Dicotyledons, Longman
- * Farm Implements for arid and tropical regions, FAO
- * Permaculture, A Designers Manual, Tagari Publications
- * Queen Rearing Simplified, Cook
- * Beekeeping for Honey Production in Sri Lanka, R W K Punchihewa
- * Zambian beekeeping Handbook, GVS
- * Beekeeping Trainer's Resource Book, ICIMOD, Nepal
- * Pollination Management of Mountain Crops through Beekeeping, ICIMOD
- * World Education, Kathmandu, Nepal.
- * United Mission to Nepal, Kathmandu
- * Christine A. Sobel, ECHO, U.S.A.
- * World Neighbours, Kathmandu
- * Roland Bunch, COSECHA, Honduras, Central America.
- * Green Manures p.22 photo © Eric Holt-Gimenez
- * Mike Feingold, Bristol, UK
- * Volume Cover drawings by Motilal Pauja, Thati Gaun, Lekh Pharsa VDC, Surkhet

We hope that we have remembered all & not violated any copyright rules. We trust that using these illustrations for a non-profit publication to benefit farmers worldwide and published on a limited scale will not offend any of the illustrations' copyright owners.

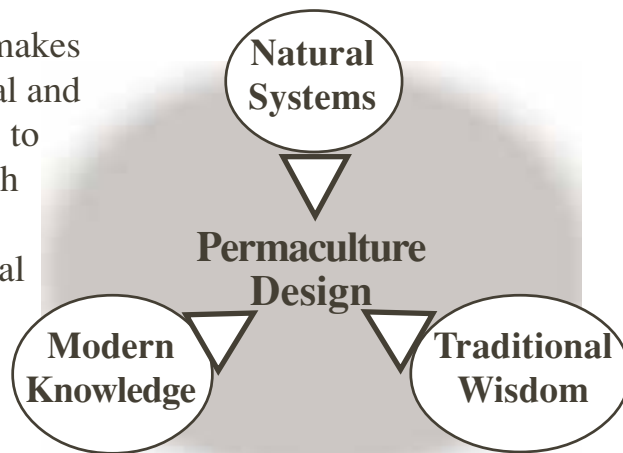


What is Permaculture ?

The word **Permaculture** was first used in 1973 by Bill Mollison and David Holmgren, from Australia. Permaculture is an English word, made up from the words **Permanent** and **Agriculture**. Because agriculture is our primary producer of food, clothing and shelter made from natural resources, and these are the material and economic base for society as a whole, it can also be taken to mean a permanence in **culture** itself. Permaculture is a system of design. It takes it's methods from observation of the stability, diversity, resilience and productivity of natural systems, to benefit people and all living and non-living things in a sustainable way.

Permaculture makes excellent use of local and biological resources to create systems which foster self reliance, through an ecological agriculture, balanced with the local economy and society.

In fact, there is not much new in permaculture. It's a synthesis of the understanding of natural systems, traditional wisdom, and modern scientific and applied knowledge. It takes the best of all of these to assist in creating/living a life with more quality and choice.



Nepal Permaculture Group Regional Contact Addresses

Nepal Permaculture Group :- registered in 1995 to promote sustainable development, NPG is a national network of over 250 individual and 8 organisational members. It works in education, research, capacity building and networking of permaculture related activities.

If readers of this Handbook are interested to learn more about any of these, or other, technology information, they can contact NPG through any of the following regional member-contacts.

Own country's networks

1. Eastern Region

Durga Niroula,
Women's Development
Organisation, Biratnagar
nbs@brt.wlink.com.npc

2. Mid Region

Basanta Ranabhat,
Ecological Service Centre,
Chitwan
Tel: 053-23663, 24574
Fax: 20135, 20482
ecoce@mos.com.np

3. Western Region

Padya Kiran Rana, TOLI,
Pokhora. Tel: 061-23370
toli@mos.com.np

4. Mid and Far Western Region

Himalayan Permaculture
Group, P.O. Box 19121,
Kathmandu, Nepal
c/o ATA (01) 5549774
nepal@atasia.org.uk





Grihasthi Communications

The following useful educational materials for farmers are also published in Nepal and available **from Grihasthi Communications**.

Posters on Health

- Herbs for Health
- Herbs for Women's Health
- Let's Stop Using Poisonous Chemicals

Books on Health

- Common Local Herbal Medicines for Health
- Herbal Medicines for Women's Health

Video

"Our Seeds, Our Life"

Farmers' Workshop on Loss of Genetic Biodiversity and Seed Saving

Video

"Ancient Futures"

The effects of modern development on traditional systems in Ladakh

Contact

Distributors :-

**Nepal Permaculture Group,
P.O. Box 8132, Kathmandu,
Nepal.**

Tel: + 977 1 252597

npg@earthcare.wlink.com.np

